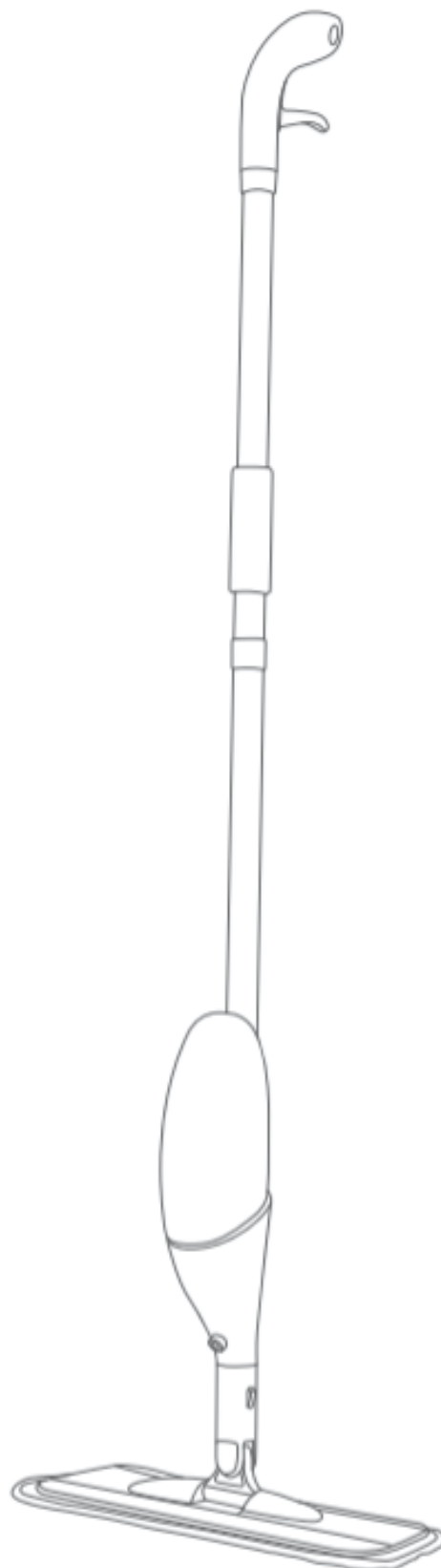


True & TidyTM



Spray Mop

SPRAY-250

USE & CARE MANUAL



www.trueandtidy.com



facebook.com/TrueandTidyHome



Instagram.com/trueandtidyhome

SMART • HANDY • RELIABLE • INNOVATIVE • NEW • FUNCTION • DESIGN



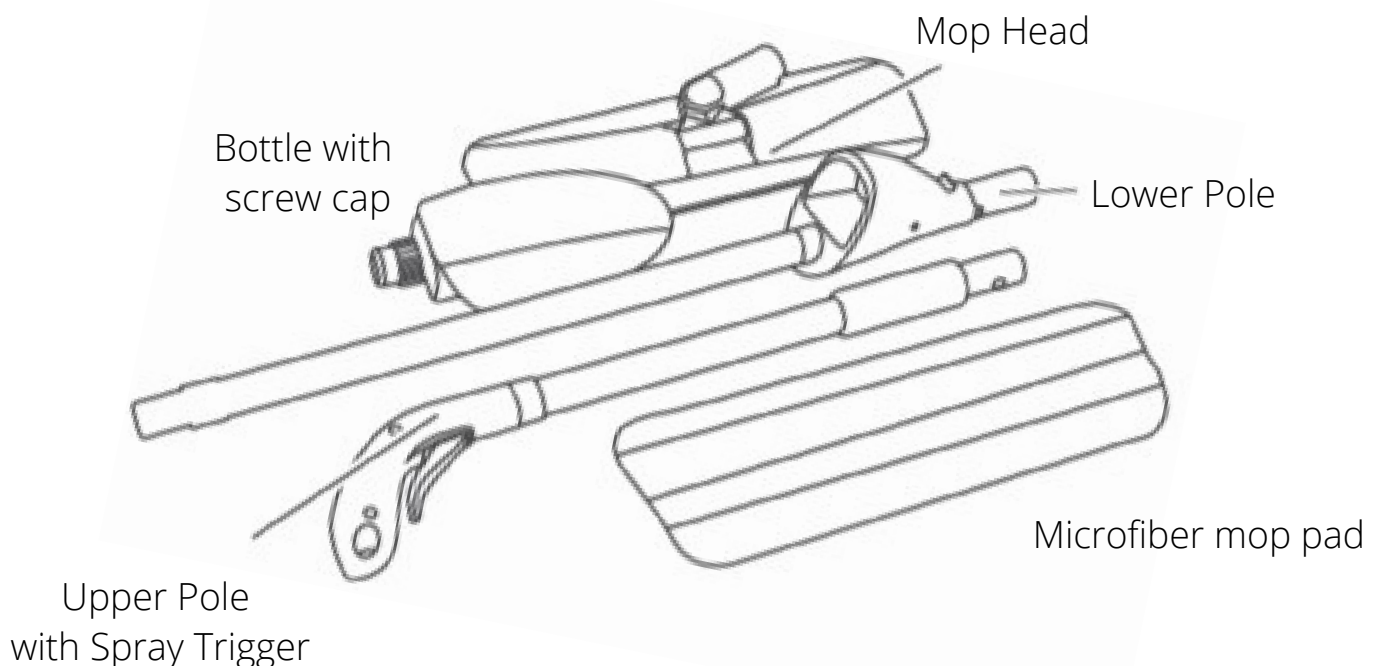
IMPORTANT SAFEGUARDS & INSTRUCTIONS

At True & Tidy, safe performance is our top priority with any consumer product, so that you can use and trust our products confidently. Please use and operate product with due care and attention placed on the following operating instructions and precautions.

- Carefully read all instructions before operating the spray mop for the first time.
- This appliance is not intended for use by children or persons with physical, mental or sensory capabilities, or lack of experience and knowledge without the supervision or instruction concerning the use of the appliance by a person responsible for their safety.
- Use spray mop on floor surfaces only. Do not spray cleaning solution on people or pets.
- Ensure the spray mop is properly assembled before use.
- Only use attachments or accessories provided and specified in this instruction manual.
- Never use the spray mop without the mop pad.
- Store the spray mop indoors in a cool, dry place.
- Do not fill the water tank with hot water. Distilled or filtered water is strongly recommended.



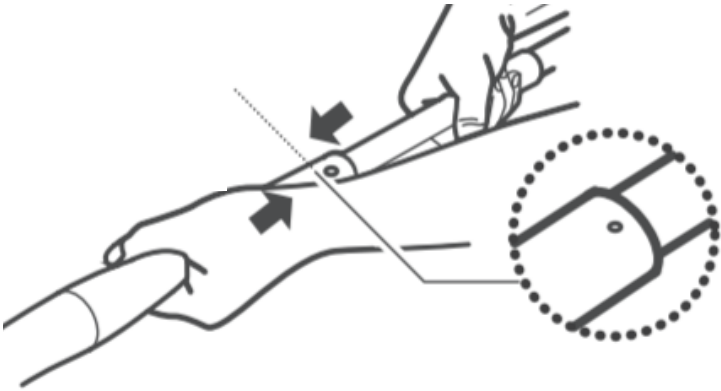
PARTS & ACCESSORIES



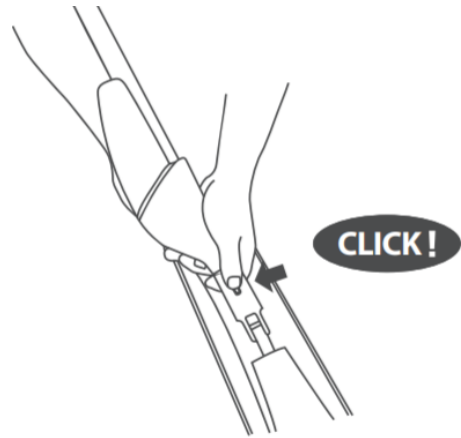


ASSEMBLY & USE INSTRUCTIONS

1. Attach upper pole to lower pole and twist together until the white push button locks in place



2. Attach lower pole to mop head by aligning the clasp and inserting until pole locks in place

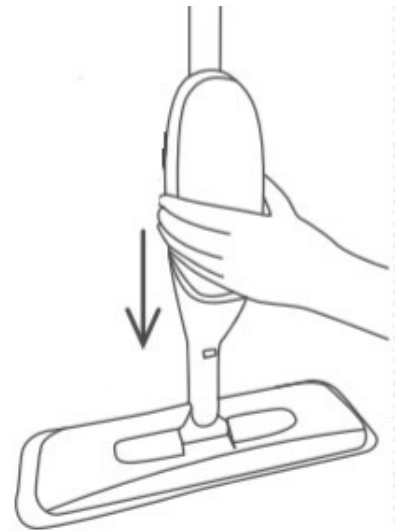


3. Remove bottle and fill with your favorite cleaner, disinfectant or water. Always include at least 30% water in your cleaning solution



& TIP: Try adding essential oil for a natural clean scent

4. Securely screw cap to bottle and firmly insert in to spray mop



5. Attach microfiber mop pad to bottom of spray mop by aligning the velcro pads



6. Pull spray trigger to evenly spray your cleaning solution



& TIP: Purchase extra mop pads at www.trueandtidy.com



CARE & CLEANING

- To clean the outside of the spray mop, gently wipe down with a damp cloth
- To prolong the life of your spray mop, always use at least 30% water in your cleaning solution
- Distilled or filtered water is recommended
- Do not store the spray mop outdoors or in harsh conditions, store indoors in cool, dry place
- Microfiber mop pad is washable and reusable
- If buildup occurs and spraying is limited, add a descaling solution of 1/2 water and 1/2 distilled vinegar to the water bottle and let solution flow through the spray mop
- Descaling solution can also be used to clean the spray hole and exterior of the spray mop



CONNECT WITH US

For cleaning tips, FAQ, customer service and replacement parts

www.trueandtidy.com

1-888-293-3492



www.trueandtidy.com



facebook.com/TrueandTidyHome



Instagram.com/trueandtidyhome



WARRANTY



TRUE & TIDY One Year Limited Warranty

True & Tidy warrants to the original purchaser of Brand New True & Tidy branded device or accessories shall be free from defects in materials and workmanship under normal use (as instructed in True & Tidy's device user manual) for a period of one (1) year from the date of purchase from True & Tidy or its authorized resellers.

If such a defect arises and a return authorization request is received by True & Tidy within the applicable Warranty Period, True & Tidy will, at its choice and to the extent permitted by law, either (1) repair the defective Product at no charge, using a new or refurbished replacement parts or (2) replace the defective product with a new or refurbished product. In the event of such a defect, to the extent permitted by law, these are your sole and exclusive remedies.

Shipping and handling charges may apply except where prohibited by applicable law. Any replacement product will be warranted for the remainder of the original warranty period or thirty (30) days, whichever is greater, or for any additional period of time that may be required by applicable law.

To obtain a repair or replacement under the terms of this warranty, contact customer service for return authorization. Please be sure to have your proof of purchase ready.

If you have any questions regarding this warranty, you may contact us through our website:
www.trueandtidy.com

Customers located outside of the continental US will be responsible for all international shipping charges for your return or replacement.



WARRANTY EXCLUSIONS AND LIMITATIONS

This Limited Product Warranty applies only to the original purchaser of the True & Tidy branded Product that was purchased from True & Tidy directly or True & Tidy's authorized reseller. Without limiting the foregoing, the Limited Product Warranty does not apply to any (a) True & Tidy products and services other than the Brand New True & Tidy branded products which are purchased directly from True & Tidy or from True & Tidy's authorized reseller, (b) non- True & Tidy products, even if included or sold with a Product, including, without limitation, any counterfeit products, (c) products that are, or True & Tidy reasonably believes to be, stolen, (d) consumables (such as cleaning pads). This Limited Product Warranty does not apply to third party products or accessories, including but not limited to products with the "Made for True & Tidy" or "Works with True & Tidy" logos or advertising.

This Limited Product Warranty does not apply to a product or part of a product that has been replaced, repaired, serviced, altered, refurbished or modified by anyone who is not authorized by True & Tidy, nor does it apply to any cosmetic damage such as scratches and dents. In addition, this Limited Product Warranty does not apply to damage or defects caused by (a) use with non- True & Tidy products such as non- True & Tidy steamer liquid; (b) accident, abuse, misuse, mishandling, flood, fire, earthquake or other external causes; (c) normal wear and tear or aging of the product such as discoloration of product; or (d) operating the product (i) outside the permitted or intended uses described by True & Tidy under True & Tidy's Product User Manual, (ii) not in accordance with instructions provided by True & Tidy, or (iii) with improper voltage or power supply, water or other add-on products.

No True & Tidy, authorized reseller, distributor, agent, reseller, or employee is authorized to make any modification, extension or addition to this Limited Product Warranty. If any term contained herein is held to be illegal, void or unenforceable, the legality or enforceability of the remaining terms shall not be affected or impaired.

If you have any questions regarding this warranty, you may contact us through our website:
www.trueandtidy.com



LIMITATION OF DAMAGES

Except to the extent prohibited by applicable law, True & Tidy shall not be liable for any incidental, indirect, special or consequential damages, including, without limitation, loss of profits, revenue, resulting from any breach of express or implied warranty or condition or under any other legal theory, even if True & Tidy has been advised of the possibility of such damages. True & Tidy warranty and liability is only limited to replacement of the defective item.